

Saudi Arabia

Statistical Country Profile



Edition 09/2025

This country profile is based on international sources.

Publication date: Tuesday 16th September, 2025

Contact us: www.destatis.de/contact

Phone: +49 611 75 2405

© Federal Statistical Office of Germany (Destatis), 2025

Reproduction and distribution, also of parts, are permitted, provided that the source is mentioned.

Contents

General information	3
Economy and finance	3
Population	5
Health	7
Education	7
Labour force	7
Living conditions	9
Manufacturing	9
Agriculture and forestry	9
Foreign trade	10
Transport	12
Environment and energy	12
Science, research and technology	13
Sources	13



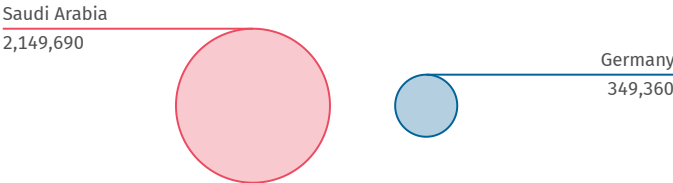
General information

Capital city
Riyadh

Official language
Arabic

Currency
Saudi Riyal

Land area in relation to Germany
km²



Source: WB-WDI



Economy and finance

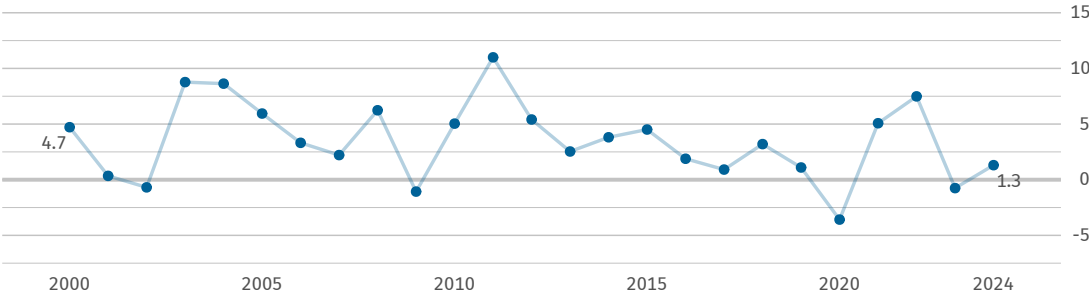
Gross domestic product
(GDP), total
bn US\$
1,085
(2024)
Source: IMF-WEO

GDP,
real change
% since 2000
+122
(2024)
Source: IMF-WEO*

GDP
per capita
US\$
30,746
(2024)
Source: IMF-WEO

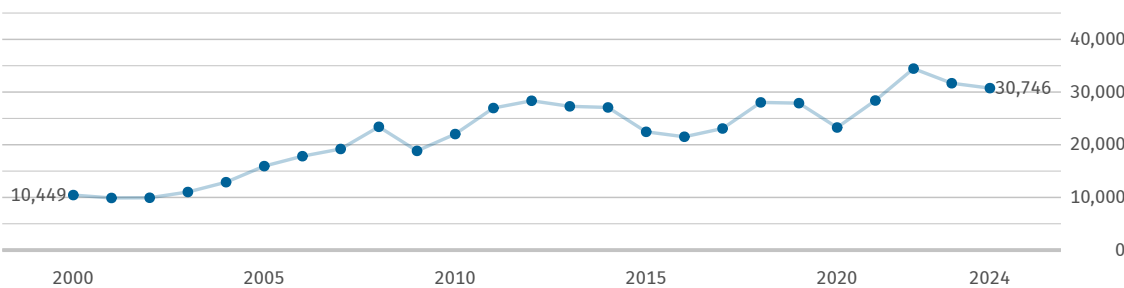
GDP
per capita
internat. US\$
59,741
(2024)
Source: IMF-WEO

Gross domestic product, real change
% on previous year



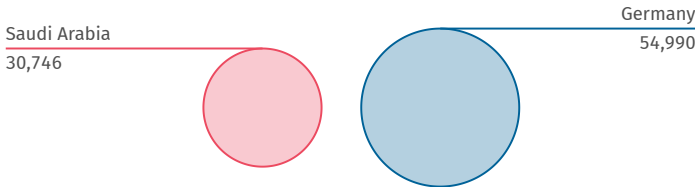
Source: IMF-WEO

Gross domestic product per capita
US\$



Source: IMF-WEO

Gross domestic product per capita in relation to Germany, 2024
US\$



Source: IMF-WEO

Inflation rate
(change of consumer
price index)
% on previous year

+1.7
(2024)

Source: IMF-IFS

General government
gross debt

% of GDP
29.9
(2024)

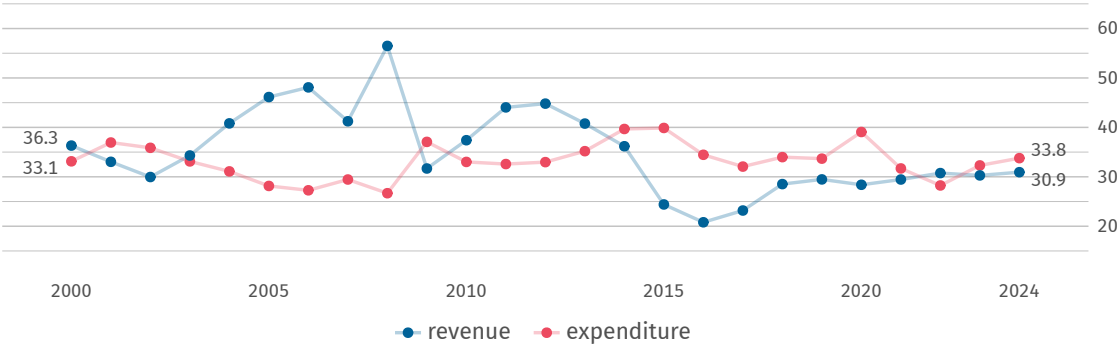
Source: IMF-WEO

General government
net lending / borrowing

% of GDP
-2.8
(2024)

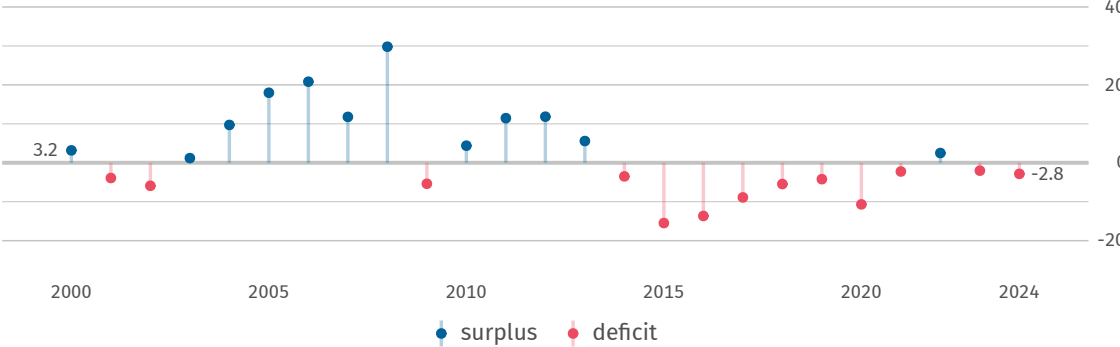
Source: IMF-WEO

General government revenue and expenditure
% of GDP



Source: IMF-WEO

General government net lending / borrowing
% of GDP



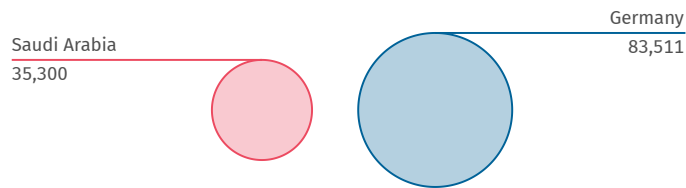
Source: IMF-WEO

Foreign direct investment (FDI): inward stocks bn US\$ 216 (2023) Source: UNCTAD	Foreign direct investment (FDI): outward stocks bn US\$ 204 (2023) Source: UNCTAD	Foreign direct investment (FDI): net flow, inward bn US\$ 12 (2023) Source: UNCTAD	Foreign direct investment (FDI): net flow, outward bn US\$ 16 (2023) Source: UNCTAD
--	---	--	---

Population

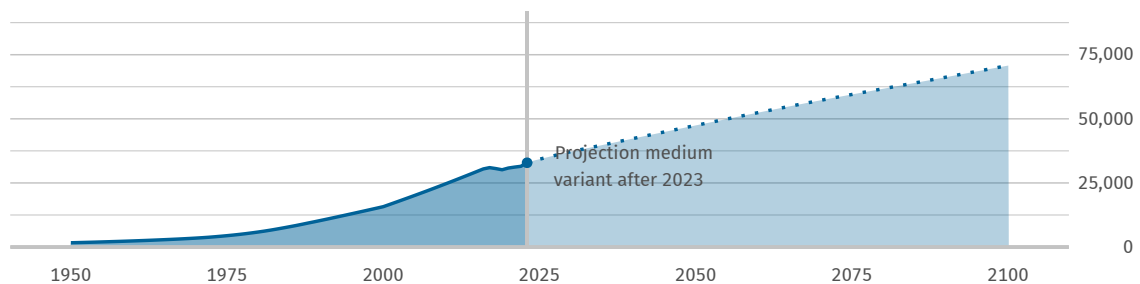
Population total 1,000 35,300 (2024) Source: WB-WDI	Population density inhabitants per km² 15 (2022) Source: WB-WDI	Life expectancy at birth (women) years 81.2 (2023) Source: WB-WDI	Life expectancy at birth (men) years 77.1 (2023) Source: WB-WDI
---	---	---	---

Population in relation to Germany, 2024
1,000



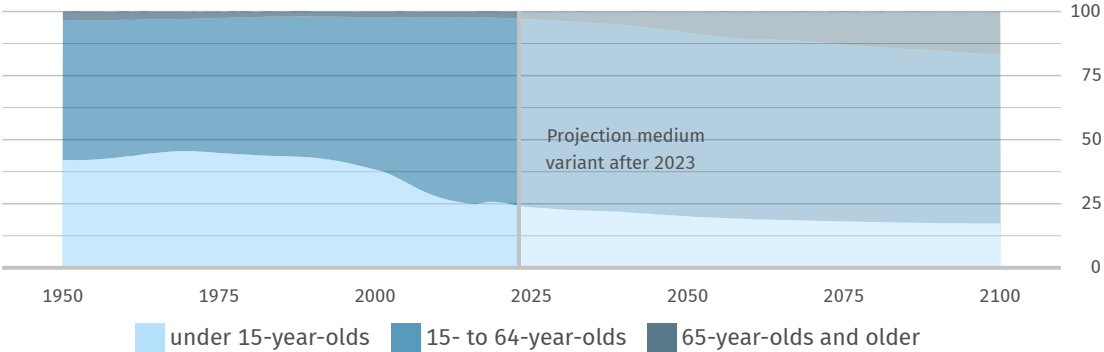
Source: WB-WDI

Population
1,000



Source: UN-POP

Population by age group
proportion, %



Source: UN-POP

Population pyramid, 2024
% of total population



Source: UN-POP

Health

Practising physicians per 1,000 inhabitants 3.1 (2022) Source: WHO	Hospital beds per 1,000 inhabitants 2.1 (2021) Source: WHO	Prevalence of raised blood pressure % 26.8 (2019) Source: WHO	Prevalence of obesity (BMI >= 30) % 40.6 (2022) Source: WHO
---	---	---	---

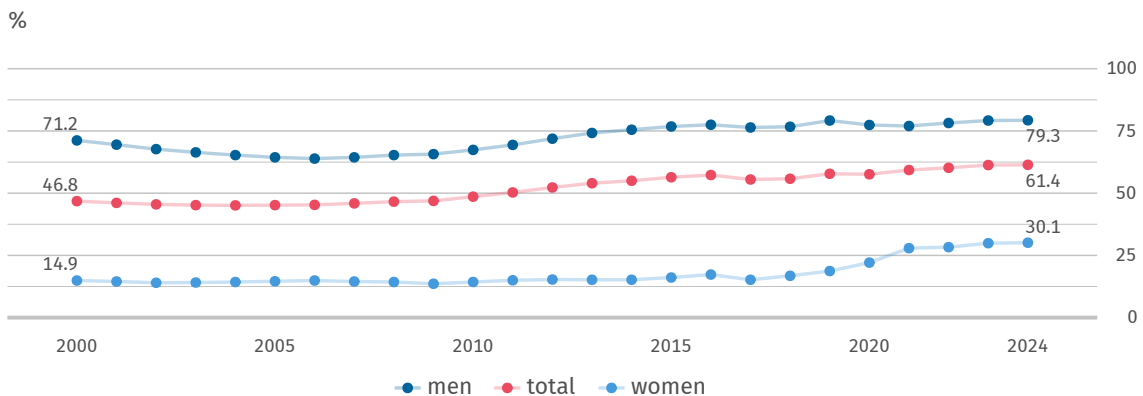
Education

Government expenditure on education % of GDP 5.1 (2023) Source: UNESCO	Pupil-teacher ratio (primary education) number 14.1 (2022) Source: UNESCO	Pupil-teacher ratio (secondary education) number 14.4 (2022) Source: UNESCO	Students (tertiary education) per 100,000 inhabitants 4,886 (2022) Source: UNESCO*
---	---	---	--

Labour force

Employment rate (persons aged 15+) % 61.4 (2024) Source: ILOSTAT	Labour force (persons aged 15+) 1,000 16,517 (2024) Source: ILOSTAT	Labour force participation rate (persons aged 15+) % 63.8 (2024) Source: ILOSTAT	Self-employment (persons aged 15+) % 6.8 (2023) Source: ILOSTAT
--	---	--	---

Employment rate (persons aged 15+)



Employment and gross value added by sector, 2023

%

Employment



Gross value added



■ agriculture, forestry, fisheries ■ industry ■ services ■ not specified

Source for employment: ILOSTAT
Source for gross value added: UNSD

Unemployment rate
(persons aged 15+)

%

3.9

(2024)

Source: ILOSTAT

Unemployment rate
(persons aged 15 to 24)

%

13.8

(2024)

Source: ILOSTAT

Long-term unemployment rate
(persons aged 15+)

% of unemployed persons

42.7

(2016)

Source: ILOSTAT

Unemployment rate and youth unemployment rate

%



● youth unemployment rate (persons aged 15 to 24) ● unemployment rate (persons aged 15+)

Source: ILOSTAT



Living conditions

Human Development
Index (HDI)

value (0 low to 1 high)

0.900

(2023)

Source: UNDP

Human Development
Index (HDI)

rank (of 193 countries)

37

(2023)

Source: UNDP

Income distribution:
Gini coefficient

value (0 to 100; 0=equal distribution)

No data

Source: WB-WDI



Manufacturing

Index of industrial production

2010=100

No data

Source: IMF-IFS



Agriculture and forestry

Change in agricultural
production

% since 2000

+109

(2023)

Source: FAO*

Agricultural
land

% of land area

80.8

(2023)

Source: FAO*

Forest
area

% of land area

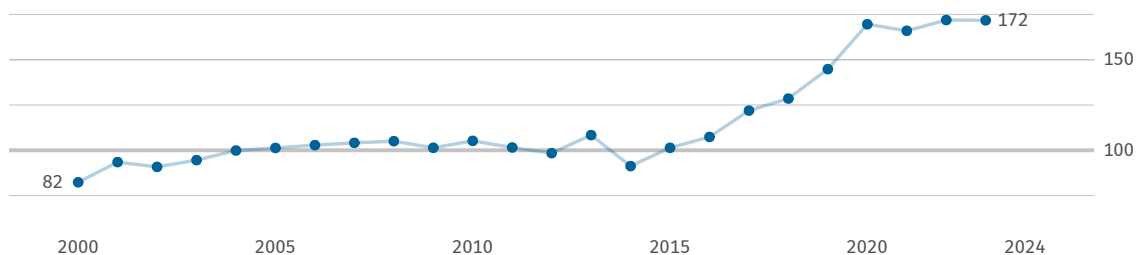
0.5

(2023)

Source: FAO*

Index of agricultural production

2014 to 2016 = 100



Source: FAO



Foreign trade

Export of goods

bn US\$

320

(2023)

Source: UN Comtrade

Import of goods

bn US\$

207

(2023)

Source: UN Comtrade

Trade balance, goods

bn US\$

+113

(2023)

Source: UN Comtrade*

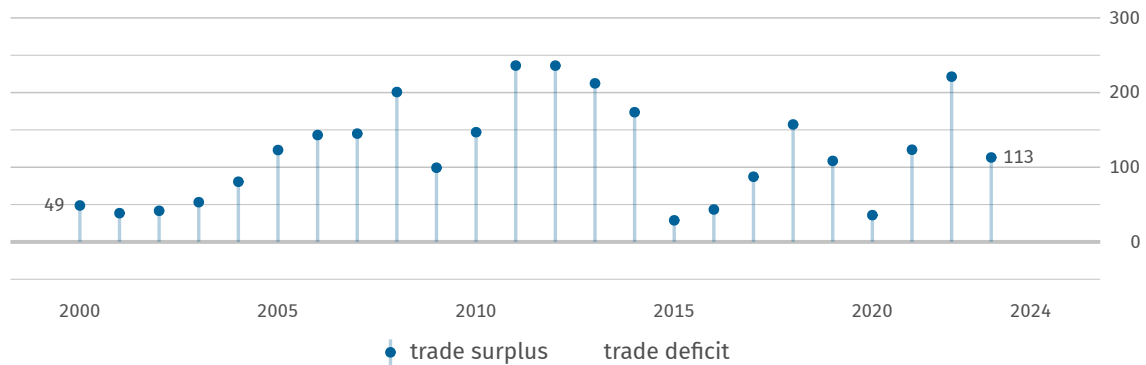
Export and import of goods

bn US\$



Foreign trade balance

bn US\$



Goods exported to Germany

mn US\$

774

(2023)

Source: UN Comtrade

Goods exported to Germany

% of all goods exported

0.2

(2023)

Source: UN Comtrade*

Goods imported from Germany

mn US\$

9,125

(2023)

Source: UN Comtrade

Goods imported from Germany


% of all goods imported

4.4

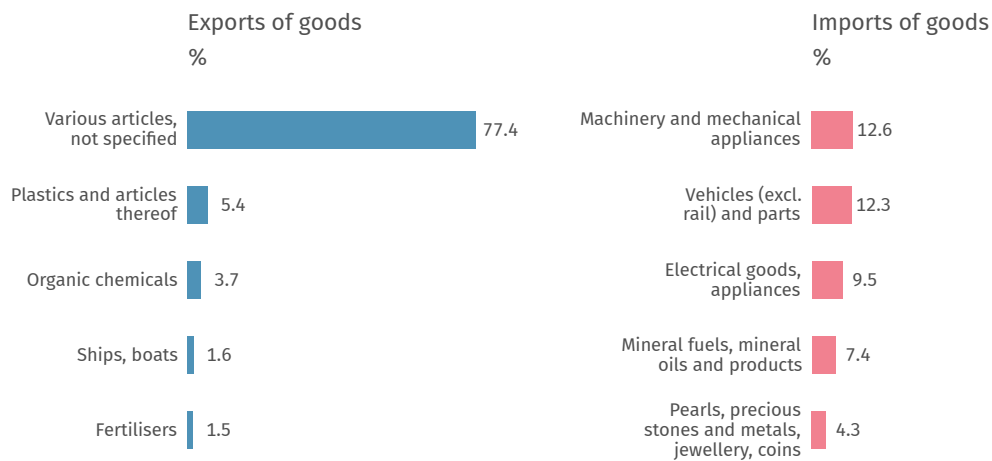
(2023)

Source: UN Comtrade*

Main trading partners, 2023



Main commodities traded, 2023



Source: UN Comtrade*

Classification of commodities: Harmonized Commodity Description and Coding Systems (HS2).



Transport

Passenger cars per 1,000 inhabitants 139 (2015) Source: OICA*	Total rail network km per 1 mn inhabitants 97 (2018) Source: WB-WDI*	Air transport, passengers per 1,000 inhabitants 955 (2021) Source: WB-WDI*
---	--	--

Pump price for gasoline in relation to Germany US\$ per litre



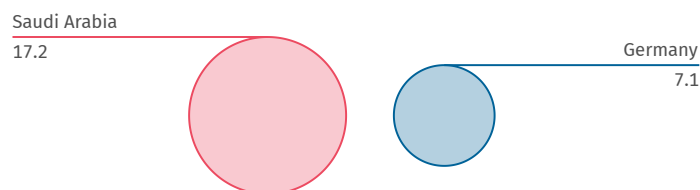
Source: GPP, 2025-09-08



Environment and energy

Carbon dioxide emissions tonnes per capita 17.2 (2023) Source: EDGAR	Total primary energy supply kg oil equivalent per capita 7,530 (2022) Source: WB-WDI	Gross electricity consumption kWh per capita 11,835 (2022) Source: WB-WDI	Renewable energy % of total final energy consumption 0.1 (2021) Source: WB-WDI
--	--	---	--

Carbon dioxide emissions in relation to Germany, 2023 tonnes per capita



Source: EDGAR



Science, research and technology

Gross domestic
expenditure on R&D

% of GDP

0.6

(2023)

Source: UNESCO

Researchers

per 1 mn inhabitants

1,121

(2023)

Source: UNESCO

Resident patent
applications

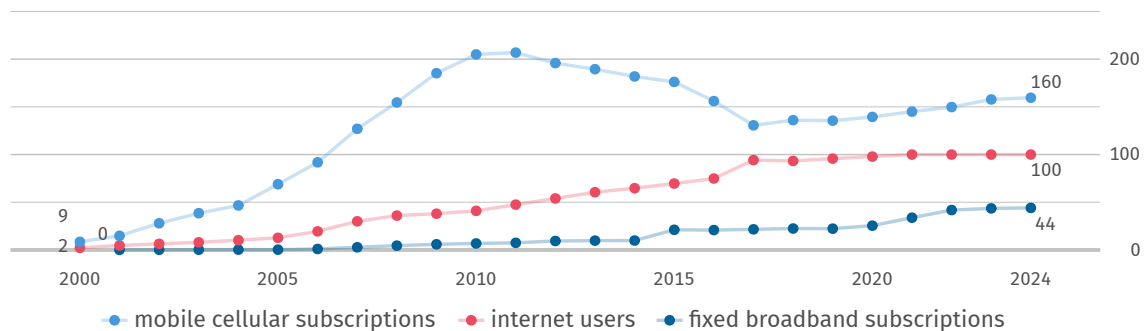
per 1 mn inhabitants

86

(2023)

Source: WIPO

Dissemination of communication technology
per 100 inhabitants



Source: ITU



Sources

EDGAR	Emissions Database for Global Atmospheric Research, European Commission
FAO	United Nations, Food and Agricultural Organization
GPP	GlobalPetrolPrices.com
ILOSTAT	International Labour Organization, ILOSTAT - Database
IMF-IFS	International Monetary Fund, International Financial Statistics
IMF-WEO	International Monetary Fund, World Economic Outlook
ITU	United Nations, International Telecommunication Union
OICA	International Organization of Motor Vehicle Manufacturers
UN Comtrade	United Nations, Comtrade Database
UNCTAD	United Nations, Conference on Trade and Development
UNDP	United Nations Development Programme
UNESCO	United Nations, Educational, Scientific and Cultural Organization
UNPOP	United Nations, Population Division
UNSD	United Nations, Statistics Division
WB-WDI	World Bank, World Development Indicators
WHO	World Health Organization, Global Health Observatory
WIPO	World Intellectual Property Organization

* Own calculations based on the original data source.

©nanoline icons by vuuds + Caviar-Premium Icons by Neway Lau, CreativMarket / own adaptation

Statistical country profiles on all UN Member States: www.destatis.de/countryprofiles